

Frank Mohn Services AS

Service Bulletin


Keep you up to date with the latest news from Frank Mohn Services AS

Important Rules For Your Cargo Operation

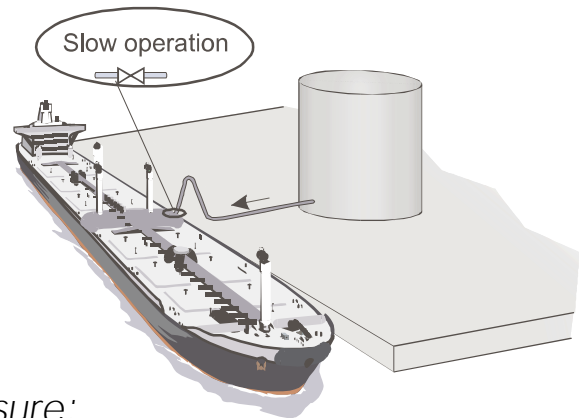




1. Purge the cargo pump's cofferdam according to the purging routine booklet.
Record the purging results in the booklet.



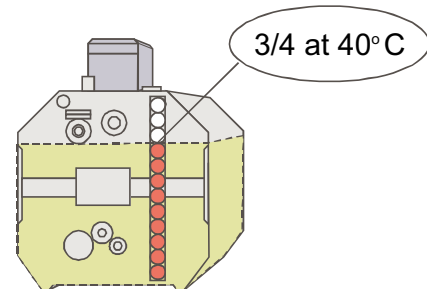
2. Avoid pressure peaks in the cargo line during loading, by starting the loading slowly.



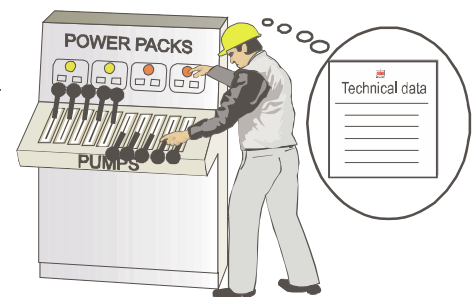
*Remember max. loading pressure:
8 bar.*

3. Check the hydraulic oil level in tank prior to all discharges.

Normal level is 3/4 on the level glass at 40 °C.



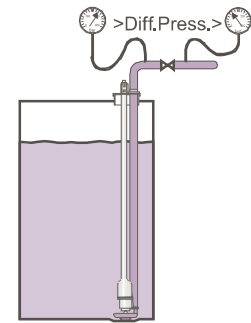
4. Start only the required number of power packs. See technical data for deliveries and consumption. Remember to stop the power packs, when the cargo pumps have been stopped.



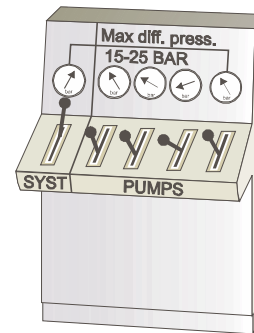
Important Rules For Your Cargo Operation

5. Always start the cargo pumps with the discharge valve closed.

Raise the cargo pump pressure above the shore line pressure before opening the cargo valve to avoid backflow/overpumping.

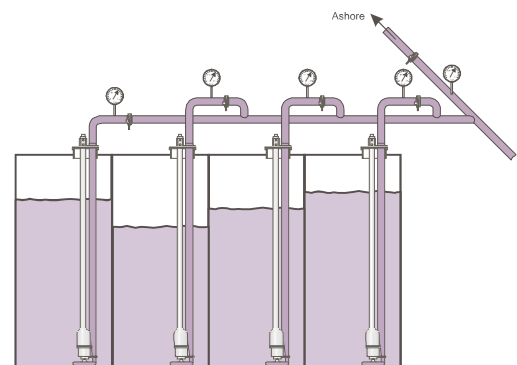


6. Adjust the hydraulic system pressure as low as possible (about 15 - 25 bar above the highest, or highest cargo pump or consumer).



7. It is recommended to operate several cargo pumps, each at reduced capacity, to meet the required pumping rate.

NOTE! 2 pumps at 100% capacity is the same as 4 pumps at 50%.

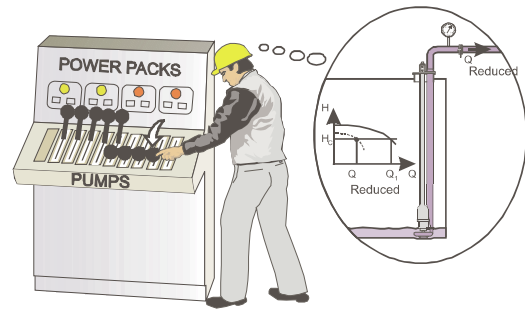


The advantage is reduced hydraulic system pressure.



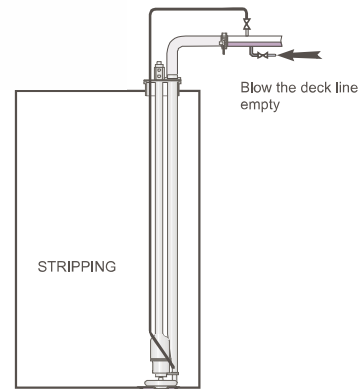
- Reduce the pumping capacity towards the end of the discharge.

Avoid hunting and dry-running.



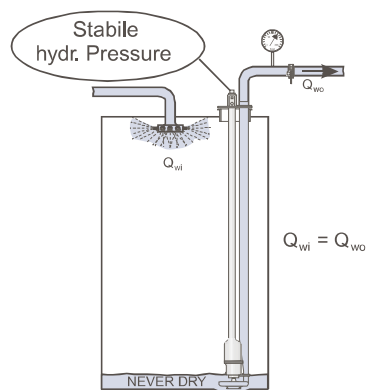
- Strip against the lowest back-pressure possible.

Blow the deck-line empty before starting the stripping of the pump pipestack.



- Avoid dry-running of the cargo pumps during tank cleaning.

Water flow in - must be equal to water flow out.



For more specific details, please see your Instruction Manual!



Frank Mohn Services AS

Head office: Frank Mohn AS, P.O. Box 98 Slåtthaug, 5851 Bergen, Norway, Phone: + 47 55 99 90 00, Telefax: + 47 55 99 93 80

Frank Mohn Flatøy AS, Flatøy, 5918 Frekhaug, Norway, Phone: + 47 55 99 94 00, Telefax: + 47 55 99 95 81

Frank Mohn Fusa AS, P.O. Box 10, 5641 Fusa, Norway, Phone: + 47 55 99 96 00, Telefax: + 47 55 99 97 80

Frank Mohn Services AS, P.O. Box 44 Slåtthaug, 5851 Bergen, Norway, Phone: + 47 55 99 92 00, Telefax: + 47 55 99 93 82

Framo Engineering AS, P.O. Box 174 Sandsli, 5862 Bergen, Norway, Phone: + 47 55 92 88 00, Telefax: + 47 55 92 89 00

Frank Mohn Nederland BV, Edisonweg 18, P.O. Box 305, 3200 AH Spijkenisse, The Netherlands, Phone: + 31 181 619311, Telefax: + 31 181 611193

Frank Mohn Houston Inc, 1802 West D Street, La Porte, Texas 77571-4601, USA, Phone: + 1 281 471 7920, Telefax: + 1 281 470 1258

Frank Mohn Singapore Pte Ltd, 17, Tuas View, Circuit Singapore 637575, Phone: + 65 861 4455, Telefax: + 65 861 5910

Frank Mohn AS Sweden Office, Askims Industriväg 1A, 43634 Askim, Sweden, Phone: + 46 31 682085, Telefax: + 46 31 681048

Frank Mohn Nippon K.K., City-haz Chojamachi Building 6-3, Chojamachi 2-chome, Naka-ku, Yokohama 231-0033, Japan, Phone: + 81 45 253 7155, Telefax: + 81 45 253 7188

Frank Mohn Korea Office, Rm. 309, Yachting Center Bldg., 1393, Woo-1 Dong, Haeundai-Ku, Pusan, Korea, Phone: + 82 51 743 6942, Telefax: + 82 51 743 6944

Frank Mohn China Ltd, Unit 804A, Pine City, 8 Dong An Road, Shanghai 200032, China, Phone: +86 21 6443 8845, Telefax: +86 21 6443 8846

Frank Mohn do Brasil Ltda, Av. Presidente Wilson, 231/15º Andar, 20031-021 – Rio de Janeiro - RJ, Brazil, Phone: + 55 21 2544 2040, Telefax: + 55 21 2544 2041